

**Engaging and motivating citizens
to contribute:**

A Wiki for Progress Statistics

Web-COSI Kick-off Meeting

Rome, 9 January 2014

Katherine Scrivens, Wikiprogress Manager, OECD

Presentation overview

1. Context

- Why engage citizens? Why Web 2.0?

2. Presenting Wikiprogress

- What is Wikiprogress?

3. Web-COSI activities

- OECD deliverables

The role of 'citizens' in the Beyond GDP movement

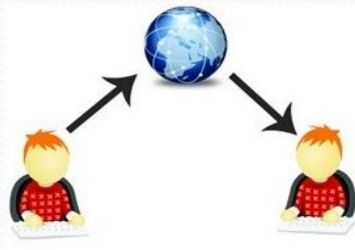
- Going “Beyond GDP” is not just about changing what we measure (content), it's about changing how we measure (process)
- By democratising the statistical process to include a broader range of society, our measures (and the policies based on those measures) can achieve greater
 - Legitimacy
 - Relevance
 - Efficacy
 - Accountability

Wikiprogress: democratising data through Web 2.0

- Wikiprogress is an online platform, hosted by the OECD, and open to all
- Why the OECD? Long history of ‘progress’/Beyond GDP measurement
- What’s a Wiki?
 - Wikis are online meeting places for the shared creation of knowledge
 - Can be very simple and small-scale (e.g. GoogleDocs) or the product of massive crowd-sourcing (e.g. Wikipedia)
 - Web 2.0 not Web 1.0


Web 1.0

- Top-down
- Read-only
- Passive



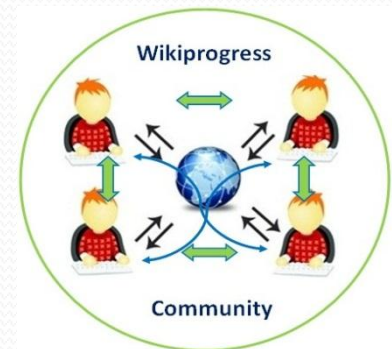
Web 2.0

- Collaborative
- Interactive
- Crowd-sourcing



Wikiprogress

- Emphasises community as well as content



Purpose: to involve citizens, policy actors & civil society in the measuring progress debate

The screenshot shows the Wikiprogress website with a blue and green header. The main navigation bar includes links for Read, View source, View history, Page, Discussion, Home, about, all categories, correspondents, new article, statistics, events, community portal, contact, help, Log in, and create an account. A Google Custom Search bar is in the top right. The left sidebar has a menu with ABOUT, TOPICS, NEWS, and STATISTICS. The main content area is divided into several sections: 'Browse Wikiprogress.Stat' with a colorful abstract background; 'Online Discussion' featuring a yellow sticky note titled 'Online Discussion Calidad de Vida Urbana' (Now Closed) and a link to 'Previous Online Discussions'; 'Wikiprogress Spotlight' with a 'Governance' sub-header and a photo of classical columns; 'Media' with a list of articles including 'Education Or Integrity: How Best To Boost A Nation's Well-Being?' and 'The future of well-being: part science, part people'; 'eBrief' with the text 'Get your monthly well-being & progress update!'; 'Post2015' with a description of the portal's purpose and a 'Get involved!' link; and 'Social Media' with links to Wikiprogress on various platforms. The footer contains logos for Wikiprogress, OECD, UNICEF, GPRNet, .Stat, Prog Blog, Wikiprogress America Latina, Wikiprogress Africa, and eFrame.net.

wikiprogress

Read View source View history Page Discussion Home about all categories correspondents new article statistics events community portal contact help Log in create an account

Google™ Custom Search Sélection

ABOUT
TOPICS
NEWS
STATISTICS

Browse
Wikiprogress.Stat

Get Involved

Online Discussion

RECENT!

Online Discussion
Calidad de Vida Urbana
Now Closed

Previous Online Discussions

Wikiprogress Spotlight
Governance

Media

- Education Or Integrity: How Best To Boost A Nation's Well-Being? (7.1.2014 Worldcrunch)
- The future of well-being: part science, part people (cidp 7.1.2014)
- The Great Malaise Drags On (5.1.2014 Project Syndicate)
- Worldwide, Richest 3% Hold One-Fifth of Collective Income (Gallup 3.1.2013)
- A weighty problem: how to halt obesity in the developing world (Guardian 3.1.2014)

eBrief
Get your monthly well-being & progress update!
Click here!

Post2015
This portal provides a place for sharing news, reports, events and discussions on what comes after the MDGs.
Get involved!

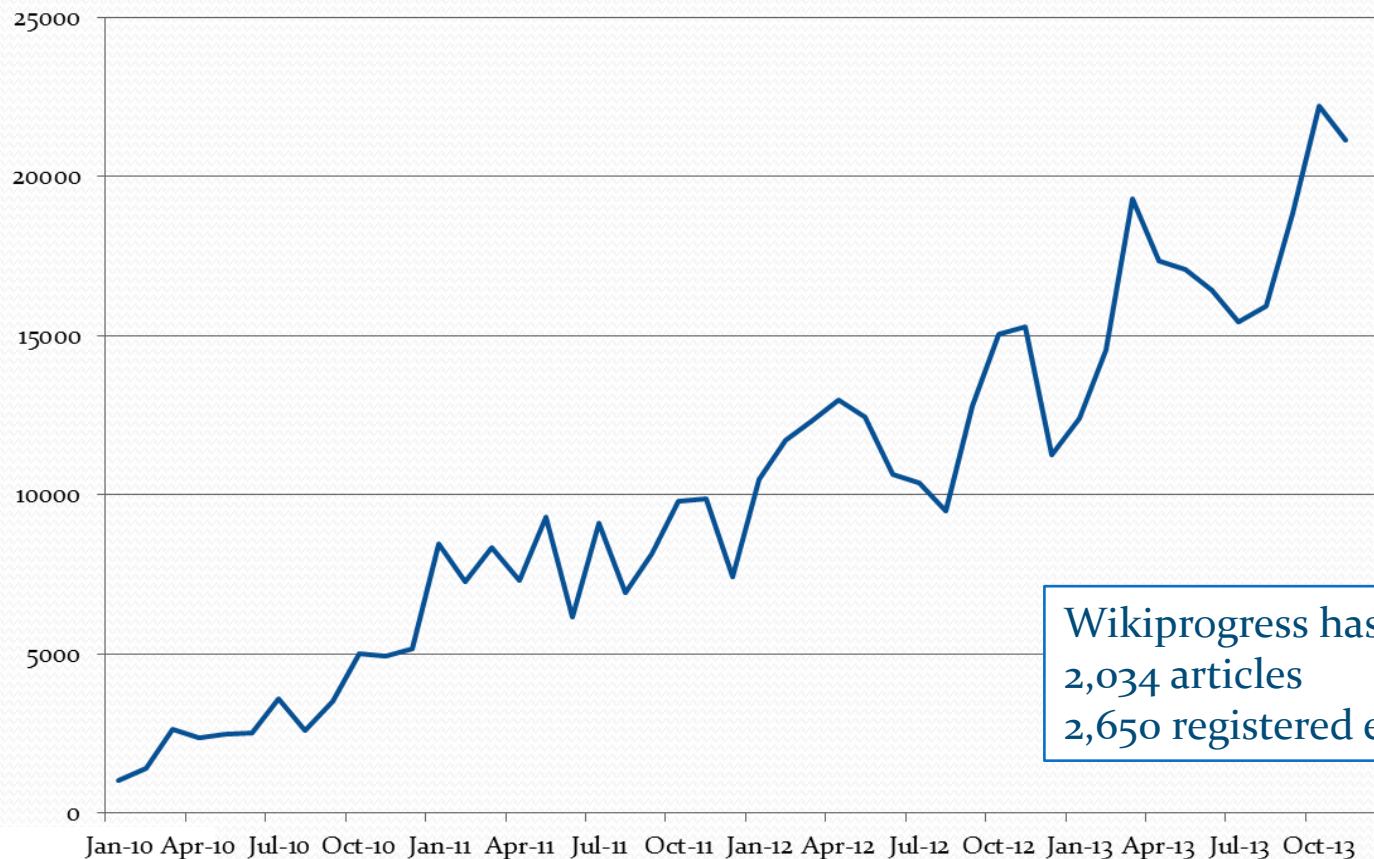
Social Media

News

Wikiprogress wishes you a Happy New Year!

Towards an AIDS-Free Generation: Children and AIDS 2014 - latest UNICEF report released! **WIKIPROGRESS** **GPRNet** **.Stat** **Prog Blog** **Wikiprogress America Latina** **Wikiprogress Africa** **eFrame.net** **European leaders on Measuring Progress**

Since its launch, Wikiprogress has shown steady growth, reaching over 20,000 monthly visitors at the end of 2013, and totalling 174,000 unique visitors across the year



Wikiprogress has :
2,034 articles
2,650 registered editors.

Wikiprogress and WebCOSI: engaging citizens with data

- What kind of engagement?
- We can think in terms of three broad groups
 1. Data **providers**
e.g. NGOs, universities, community groups
 2. Data **users**
e.g. students, researchers, interested members of the public
 3. Data **communicators**
e.g. data journalists, data visualisers, bloggers, campaigners, policy advocates

Wikiprogress.Stat: the platform's open data warehouse

Data by theme Popular queries

Find in Themes

All Themes

Ecosystems Condition

Human Well-Being

Physical and mental health

Work

Freedom and Self-Determination

Electoral Self-Determination

Freedom of speech

Total voters by election

Voter Turnout

Voting Age Population

Women's Economic Rights

Interpersonal relationships

Age at first marriage (female)

Percent of women 20-24 who were married before the age of 18

Environment

Happy Planet Index Rank Order

National Well-being

Population stats

Measure of America

Economy

Social and Welfare Statistics

Peace

Combined datasets

Is Life Getting Better?

Sustainable Society Index (SSI)

Sustainable Society Index Finland 1975-2008 - raw data

Sustainable Society Index Finland 1975-2008 - scores

Sustainable Society Index Netherlands 1975-2008 - raw data

Sustainable Society Index Netherlands 1975-2008 - scores

Sustainable Society Index 2010

Governance

Bertelsmann SGI

Management Index

Status Index

Happy Planet Index Rank Order

Customise Export Draw chart My queries

Country	Year	Indicator	Value
	2012	Happy Planet Index	
Denmark			36.6
United States			37.3
Hungary			37.4
Portugal			38.7
Slovak Republic			40.1
Slovenia			40.2
Greece			40.5
Australia			42
Ireland			42.4
Finland			42.7
Netherlands			43.1
Spain			44.1
Italy			46.4
France			46.5
Turkey			47.6
United Kingdom			47.9
Mexico			52.9
Chile			53.9
Israel			55.2

Data extracted on 08 Jan 2014 12:14 UTC (GMT) from Wikiprogress Statistics

Information

Happy Planet Index Rank Order

Source

Contact person/organisation

nef (the new economics foundation) 3 Jonathan Street London SE11 5NH +44 (0) 207 820 6300

Data source(s) used

The Happy Planet Index is constructed by the new economics foundation using three main data sources: 1) Life Expectancy – using data from the UN Human Development Report 2) Ecological Footprint – from the Global Footprint Network National Footprint Accounts 3) Well-being from the Gallup World Poll. The 2012 report used 2011 life expectancy data, 2008 Ecological Footprint Data from the 2011 National Footprint Accounts, and responses to the Cantril Ladder of Life question from the Gallup World Poll (the latest data for each country available in February 2012). The 2009 report used 2005 life expectancy data, 2005 Ecological Footprint Data, and Life Satisfaction data from a mixture of sources (Life Satisfaction and Cantril Ladder of Life questions in the Gallup World Poll (2007-8), and Life Satisfaction from the World Values Survey (2000-5)). In both the 2012 and 2009 report, Ecological Footprint data for some countries were predicted by nef using stepwise linear regression models. For further details on the methodology, please see the appendices to the reports, which can be found at: <http://www.neweconomics.org/sites/neweconomics.org/files/happy-planet-index-report.pdf> Since slightly different data sources and calculation methodology were used in the 2009 and 2012 reports, the final HPI numbers are not directly comparable.

Data Characteristics

Unit of measure used

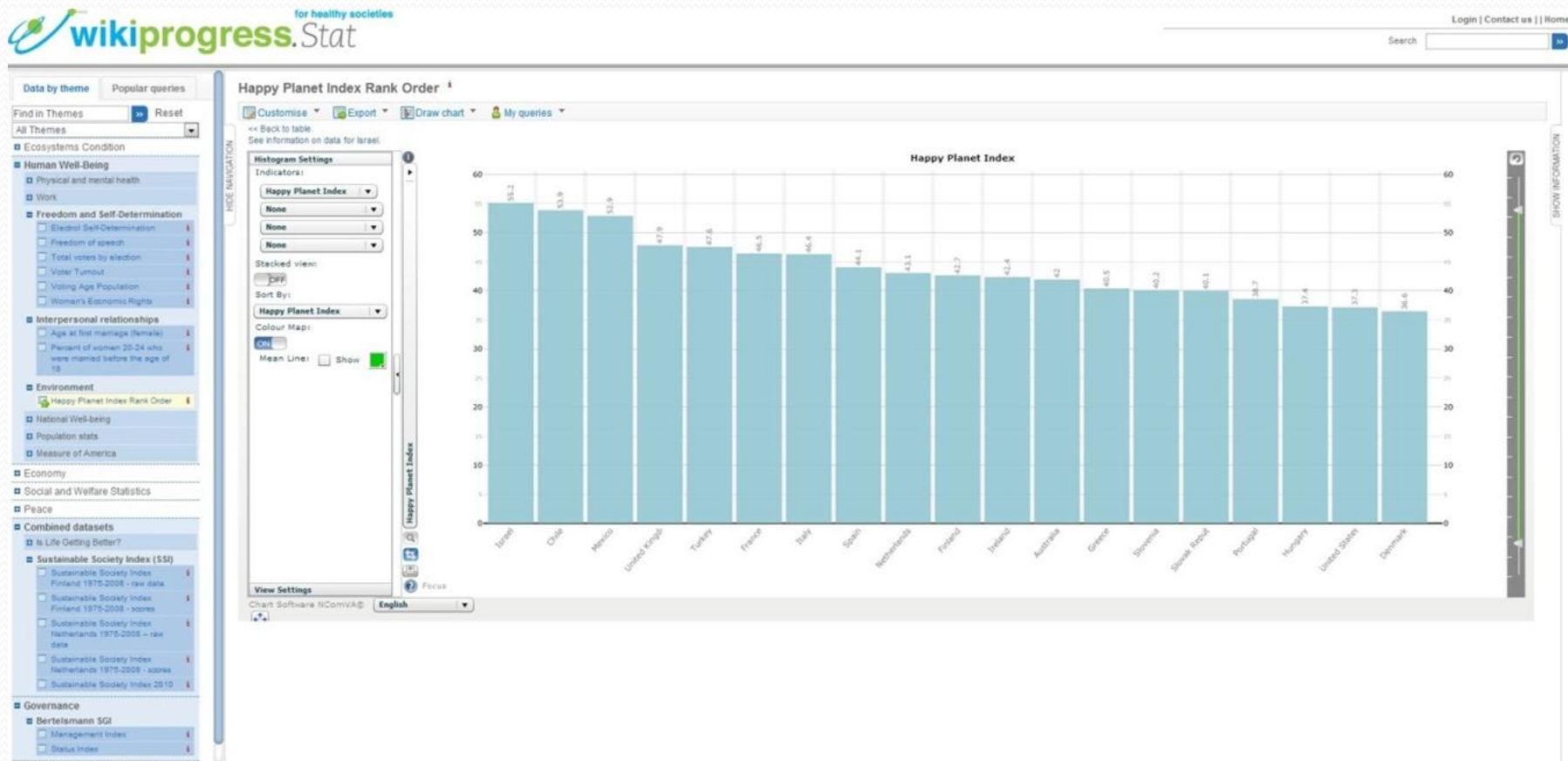
Life Expectancy – Years; Well-being – Mean response in country (on a scale of 0-10); Ecological Footprint – Global Hectares per capita. Happy Planet Index – scaled from 0-100 such that a country with a life expectancy of 95, an average well-being score of 10, and Ecological Footprint equivalent the per-capita World Biocapacity would score 100.

Concepts & Classifications

Weights

The Happy Planet Index is calculated by multiplying

Wikiprogress.Stat allows people to upload and consult data, and perform simple visualisations



But for a successful Wiki for progress statistics, improvements are needed to

- Make the interface more accessible and user-friendly
 - Enable the participation of data providers
 - Strengthen the coverage and quality of content
 - Maximise the potential for visualisation and storytelling
 - Reach a wider audience to increase usage
-
- We also need to better understand the needs of citizen data providers, users and communicators

Web-COSI activities

- The OECD will be coordinating 2 work packages:
 - WP2, Mapping and Exploiting Well-being and Societal Progress Initiatives
 - WP3, The Integration of Official and non-Official Statistics
- All OECD activities will be undertaken during 2014

WP2, Mapping and exploiting well-being and societal progress initiatives

- Aim: to take stock of existing projects (both grassroots and NSI-led) in Europe and around the world and highlight best practices
- OECD deliverables:
 - An interactive, crowd-sourced map of grassroots measuring progress initiatives
 - A webinar on good practice for well-being and societal progress initiatives in Europe
 - A report on the mapping of initiatives, best practice, and the results of citizen dialogue on well-being and progress

WP3, The integration of official and non-official statistics

- Aim: To develop the Wiki of Progress Statistics, and maximise the use of both official and non-official data by citizens, policy actors, and social entrepreneurs.
- OECD deliverables:
 - Re-design of Wikiprogress.Stat
 - Webinar on making data more accessible for society
 - Workshop on the involvement of communities (with ISTAT)
 - European Wikiprogress University Programme
 - Targeted campaign to engage citizens
 - Report on Engaging Citizens in Web 2.0

WP4, Dissemination and Communication

- The OECD will contribute to this package, specifically with the deliverable:
 - Workshop on well-being and societal progress initiatives to highlight the experiences, best practices and the results of citizen dialogue.

Thank you!

Wikiprogress Manager:

Katherine.Scrivens@oecd.org

Wikiprogress Coordinator:

Salema.Gulbahar@oecd.org

www.wikiprogress.org

www.oecdbetterlifeindex.org