

COMMUNICATING THE GLOBAL PEACE INDEX

Philippa Lysaght, Communications Manager
Institute for Economics and Peace

@GlobPeaceIndex

INSTITUTE FOR
ECONOMICS
& PEACE

INSTITUTE FOR ECONOMICS AND PEACE

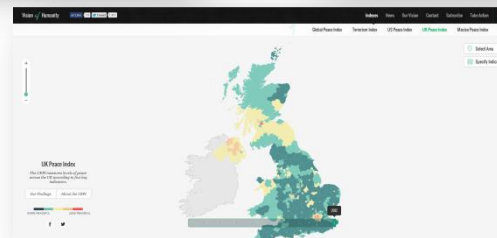
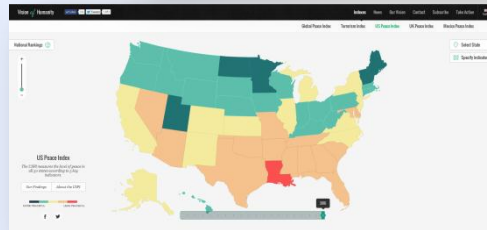
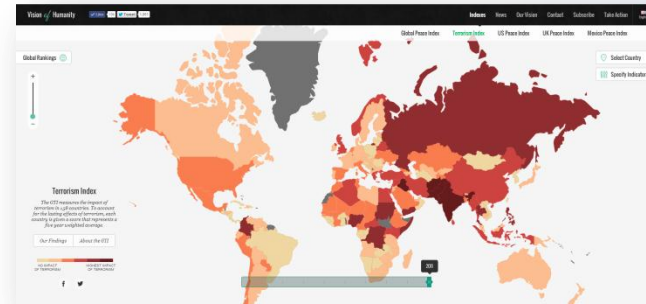
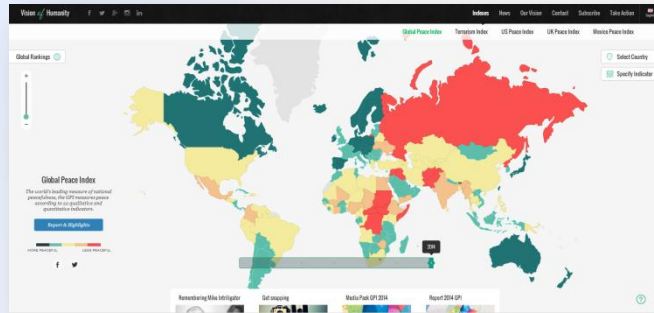
“The Institute for Economics and Peace is an independent, not-for-profit, think tank dedicated to building a greater understanding of the key drivers and measures of peace and to identifying the economic benefits that increased peacefulness can deliver.”



Sydney, New York, Oxford



INSTITUTE FOR
ECONOMICS
& PEACE

PEACE INDICES



REPORTS

Vision *of* Humanity



INSTITUTE FOR
ECONOMICS
& PEACE

IMPACT, USE AND ACHIEVEMENTS

- **THINK TANK:** Rated as one of the world's most impactful think tanks with a budget under \$5 million
- **ACADEMIC/EDUCATION:** Materials featured in many Secondary and University courses, NYU specially developed course.
- **CONSULTING:** Research consultants with the United Nations, Commonwealth Secretariat, CSIS and several other NGOs.
- **AGENDA SETTING:** IEP Post-2015 Development Agenda Expert Panel

ENGAGEMENT

- **DIGITAL:** More than ¼ of a million page views of our Vision of Humanity website each month, 25,000 Facebook likes, 11,000 Twitter followers
- **MEDIA COVERAGE:** Guardian, Economist, Huffington Post, Washington Post, CNN, MSNBC, BBC and other major media.
- **TRENDING:** Upworthy, BuzzFeed, Mashable,

WHY ENGAGE CIVIL SOCEITY

The Institute for Economics and Peace aims to create a **paradigm shift** in the way the world thinks about peace and to provide fact-based research to show that peace is a positive, tangible and achievable measure of human well-being.



MAKING THE GLOBAL PEACE INDEX UNDERSTANDABLE

MAPPING THE GLOBAL PEACE INDEX

Vision of Humanity



Indexes

News

Our Vision

Contact

Subscribe

Take Action

English

Global Peace Index

Terrorism Index

US Peace Index

UK Peace Index

Mexico Peace Index

Global Rankings



Select Country

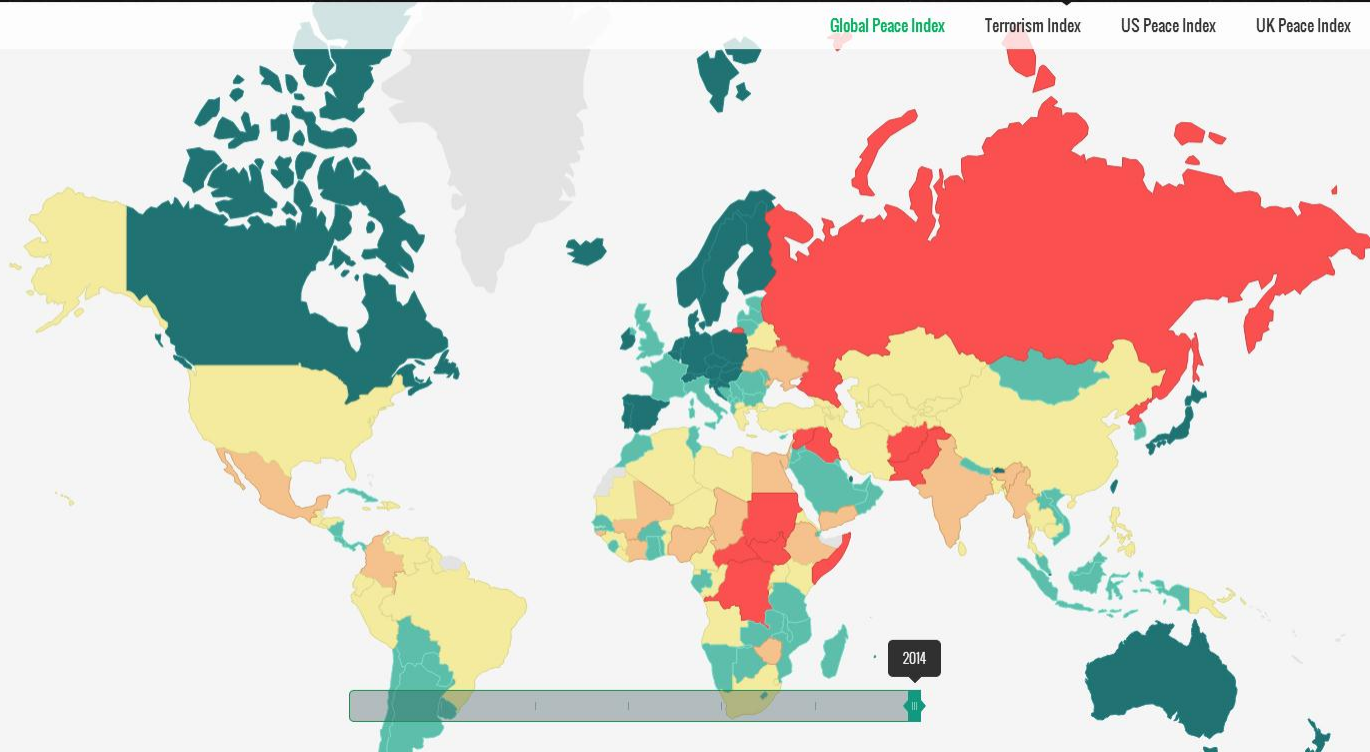
Specify Indicator

Global Peace Index

The world's leading measure of national peacefulness, the GPI measures peace according to 22 qualitative and quantitative indicators.

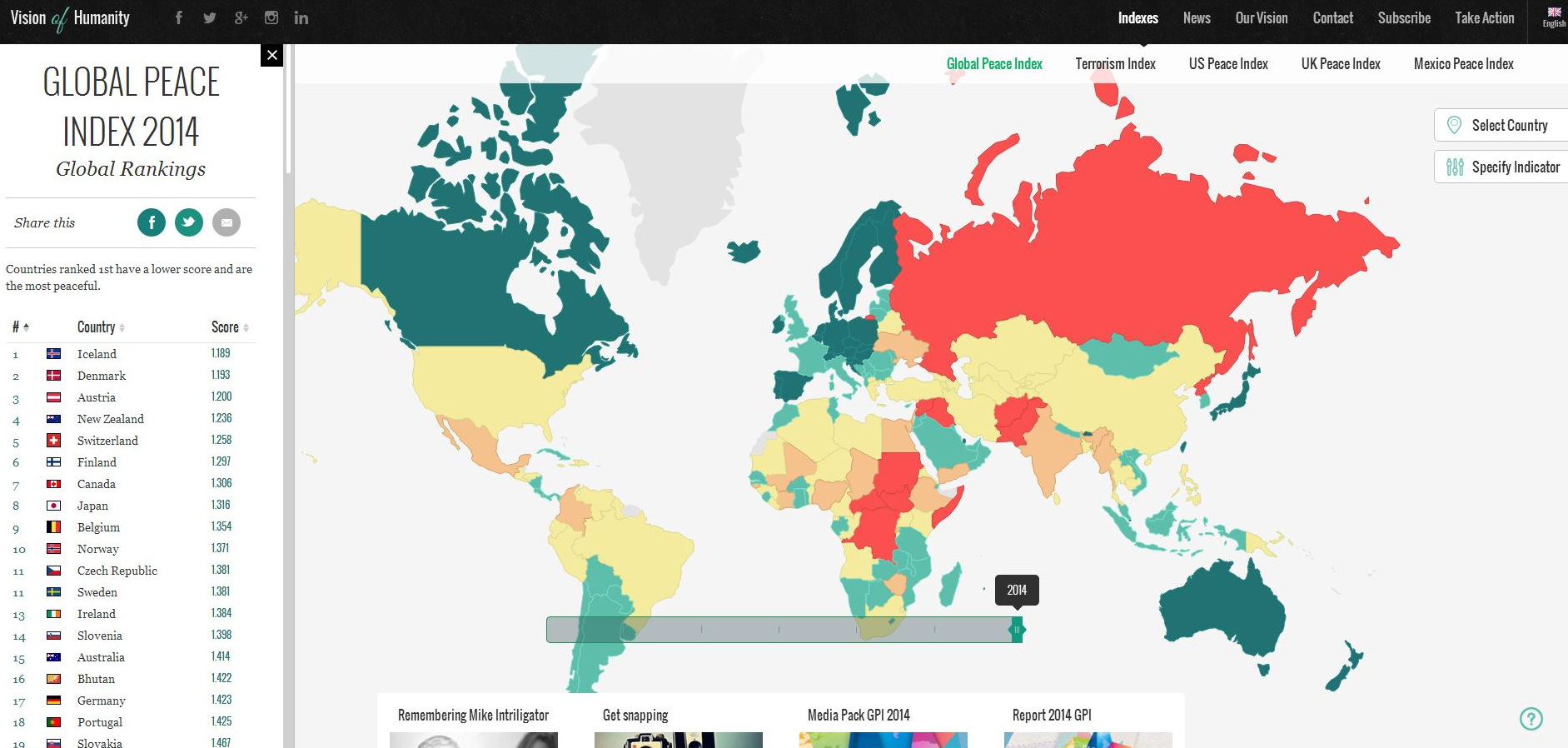
Report & Highlights

MORE PEACEFUL LESS PEACEFUL

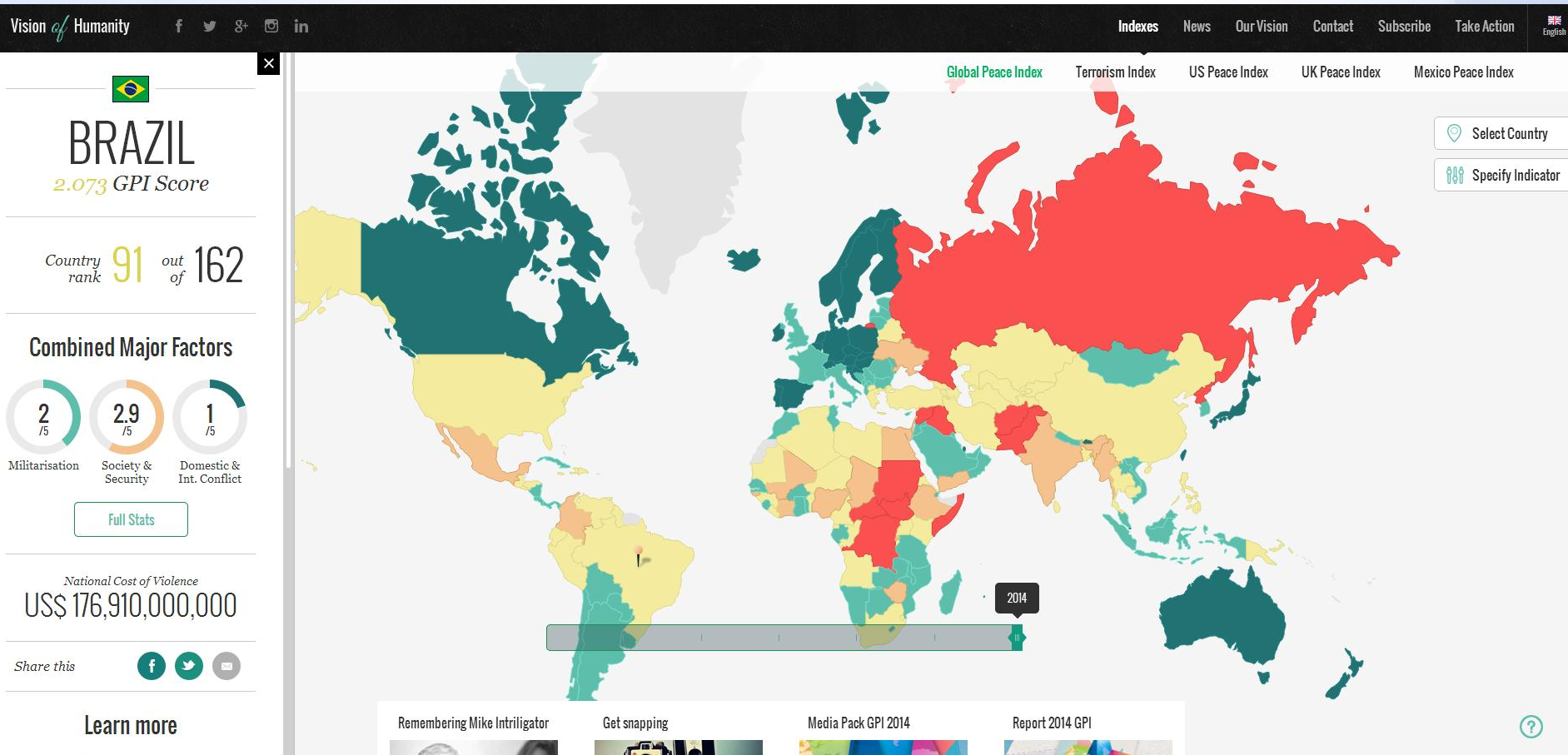


INSTITUTE FOR
ECONOMICS
& PEACE

SHOWING A LIST

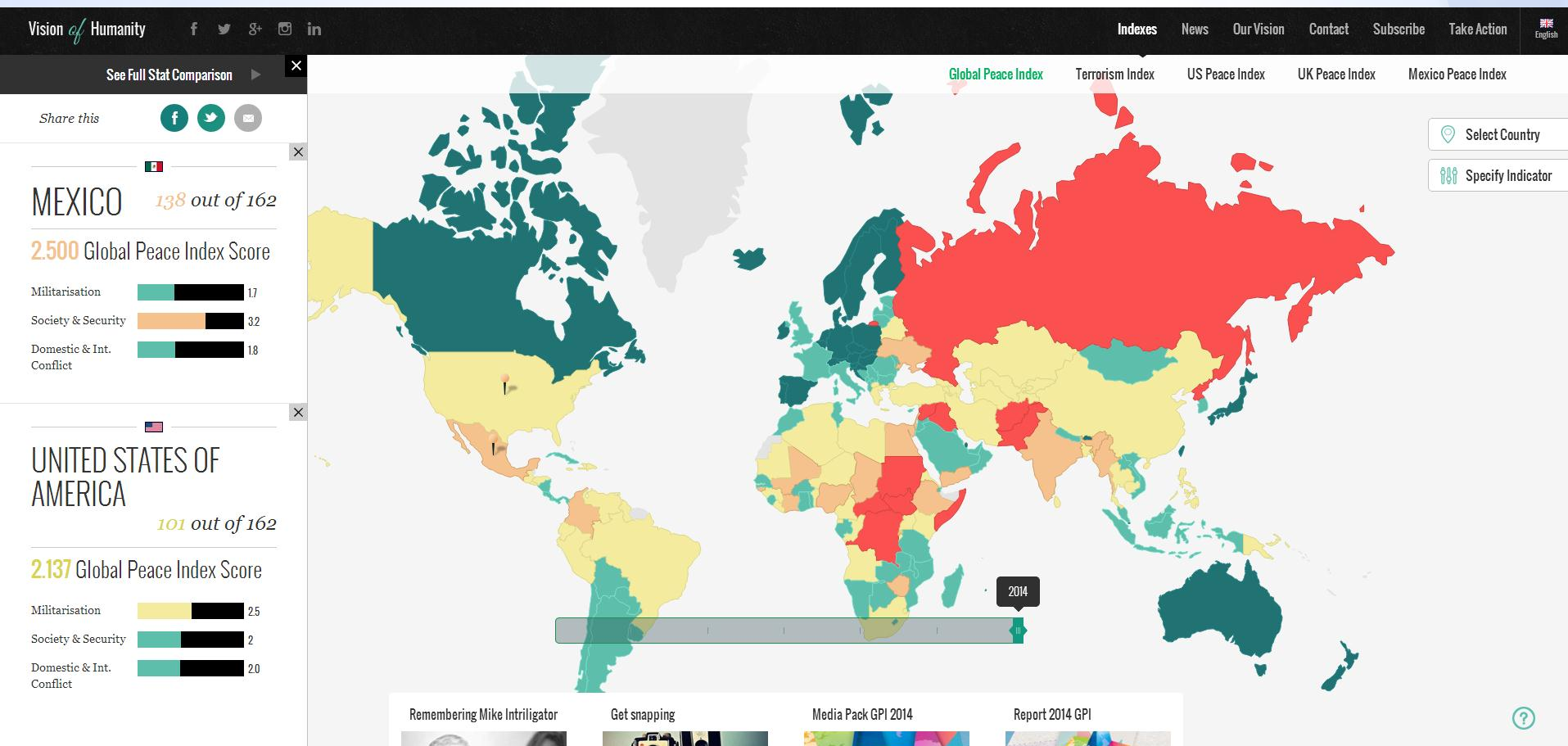


LAYERING INFORMATION



MAKING THE GLOBAL PEACE INDEX RELEVANT

CONTEXTUALISE INFORMATION



EXPLORE THE SUBJECT

Vision of Humanity



Indexes

News

Our Vision

Contact

Subscribe

Take Action

English

Global Peace Index

Terrorism Index

US Peace Index

UK Peace Index

Global Peace Index

Perceived criminality in society

Security officers & police

Homicides

Jailed population

Access to weapons

Organised conflict (internal)

Violent demonstrations

Violent crime

Political instability

Political terror

Weapons imports

Terrorist activity

Deaths from conflict (internal)

Military expenditure

Armed services personnel

UN peacekeeping funding

Nuclear and heavy weapons

Weapons exports

Displaced people

Neighbouring country relations

Conflicts fought

Deaths from conflict (external)

Prison population rates per 100,000 of the national population. Source: International Centre for Prison Studies, King's College London, World Prison Population List.

2014

Global Peace Index

The world's leading measure of national peacefulness, the GPI measures peace according to 22 qualitative and quantitative indicators.

Report & Highlights

MORE PEACEFUL LESS PEACEFUL



Remembering Mike Intriligator



Get snapping



Media Pack GPI 2014



Report 2014 GPI



INSTITUTE FOR
ECONOMICS
& PEACE

MAKING THE GLOBAL PEACE INDEX ENGAGING

HUMANISE THE DATA

All news

Video Gallery

Research

Media Pack



Peace and Journalism

Ahead of the World Freedom of the Press Day, we take a look at the relationship between peace, media freedom and the saf...

Tags: journalism, peace journalism, media...

17/04/2014



Peacekeeping and Central African Republic

The United Nations will send peacekeeping troops to the Central African Republic amid fears the current crisis could esc...

Tags: CAR, conflict, peacekeeping...

15/04/2014



Global Study on Homicide

The latest global homicide figures have just been released and show that almost half a million people were intentionally...

Tags: homicide, United Nations, data...

11/04/2014



2013 GPI Report

The 2013 Global Peace Index report analyses the state of peace around the world, identifying trends in violence and conf...

Tags: GPI 2013, GPI, data...

11/06/2013



Social progress and positive peace

In taking measures to ensure positive peace, we are also enhancing the social and environmental progress of societies.



Rwanda Remembers

Today the world remembers the victims of the Rwandan genocide, and recognises the inspirational reconciliation process t...



TOP 100 GOOD

Steve Killelea, the man behind the Global Peace Index, has made it into the 2014 GOOD 100 for his work and dedication to...



Global Peace Index 2013

The 2013 GPI video explores peace around the world over the last year, and identifies the most peaceful and least peacef...

OTHER MATERIALS

2014 Global Peace Index

We are living in the most peaceful century in human history; however the 2014 Global Peace Index shows that the last seven years has shown a notable deterioration in levels of peace.



The Global Peace Index measures peace in 162 countries according to 22 indicators that gauge the absence of violence or the fear of violence. This is the 8th year the index has been produced.


Highlights

Since 2008, 111 countries have deteriorated in levels of peace, while only 51 have increased.



2014 Global Peace Index Report

[Download](#)



2014 Global Peace Index Highlights

[Download](#)



2014 Global Peace Index Map

[Download](#)



2014 Global Peace Index Media Release

[Download](#)



PEACE & HAPPINESS

Peace *Twitterati*



— visionofhumanity.org —
@GloPacIndex / #PeaceTwitterati

PEACE WORLD CUP

2014

PEACE FACT #1

Last year alone, the global economic impact of violence reached US\$9.8 trillion. That's equal to 11.3% of global GDP.



VISIONOFHUMANITY



LESSONS LEARNT & THE FUTURE

Lesson learnt: make metrics understandable, relatable, and engaging

Challenge: how to engage civil society further with analysis of the data

Opportunity: exciting new opportunities for digital media and storytelling.

THANK YOU



plysaght@economicsandpeace.org

www.visionofhumanity.org

[@GlobPeaceIndex](https://twitter.com/GlobPeaceIndex)

INSTITUTE FOR
ECONOMICS
& PEACE