

How's life where you are?

It seems like you are in
Île-de-France

Go!

Otherwise, please search for your region here:

Search for a region...

OECD Regional Well-Being: A Closer Measure of Life

How does your region perform when it comes to education, environment, safety and other topics important to your well-being? This interactive site allows you to measure well-being in your region and compare it with 362 other OECD regions based on nine topics central to the quality of our lives.

Why it matters

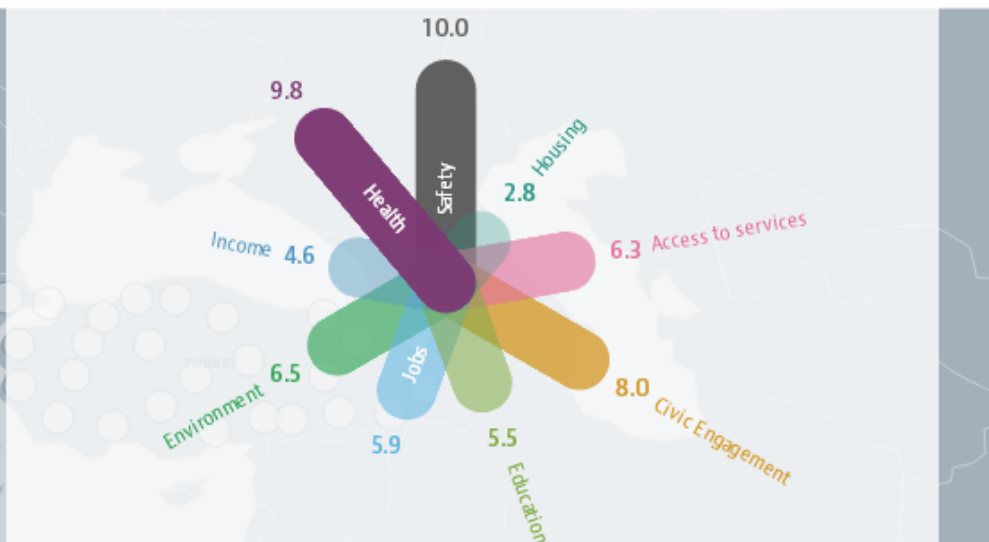
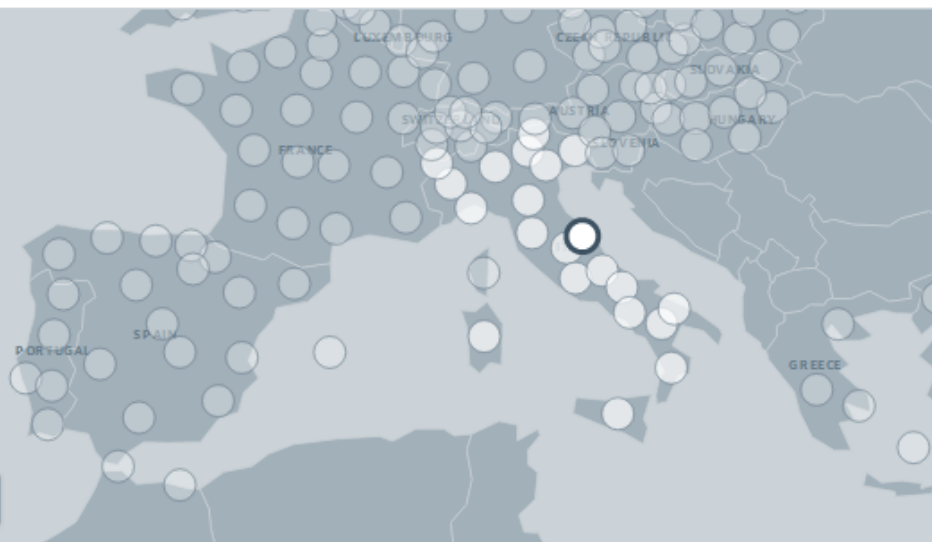
There is a growing awareness that we must go beyond GDP and economic statistics to get a fuller understanding of how society is doing. But it is also crucial to zoom in on how life is lived.

Where you live has an impact on your quality of life, and in return, you contribute to making your community a better place. Comparable measures of regional well-being offer a new way to gauge

What's measured

In this initiative, each region is measured in nine topics – income, jobs, health, access to services, environment, education, safety, civic engagement and housing. A score has been calculated for each topic so that you can compare places and topics within and across countries.

 [Download the data](#)



Explore the map to find out how life is across OECD regions and discover regions with similar well-being.

Each region is measured in nine topics important for well-being. The values of the indicators are expressed as a score between 0 and 10. A high score indicates better performance relative to the other regions.

[Help](#)

Regions with similar well-being *in other countries*



France
Pays de la Loire



Spain
La Rioja



Japan
Hokkaido



Sweden
South Sweden

Well-being in detail

Access to services

Marche reaches **6.3** /10 points in **Access to services**.



This puts the region in position **6** /21 regions in Italy.



Compared across all OECD regions, the region is in the **bottom 35%** in **Access to services**.



Indicators

Households Broadband access: **62.0** %

[Compare Italy to other countries](#)

Civic Engagement

Marche reaches **8.0** /10 points in **Civic Engagement**.



This puts the region in position **4** /21 regions in Italy.



Compared across all OECD regions, the region is in the **top 24%** in **Civic Engagement**.




Indicators

Voter turnout: **79.8** %

[Compare Italy to other countries](#)

Education

Marche reaches **5.5** /10 points in **Education**.



This puts the region in position **9** /21 regions in Italy.



Compared across all OECD regions, the region is in the **bottom 27%** in **Education**.



Indicators

Share of labour force with at least secondary education: **65.1** %

[Compare Italy to other countries](#)