

wiki**progress**

Web-COSI Final Conference, Dec 3 2015, Paris

“Statistics for Everyone: Facilitating People’s Engagement”

Kate Scrivens, Project Manager, OECD Statistics Directorate



This project has received funding from the European Union's Seventh Framework Programme for research, technological development and demonstration under grant agreement no 610422



Web-COSI
Web COmmunities for
Statistics for Social Innovation
INCREASING TRUST IN COLLECTIVELY
GENERATED STATISTICS

What is Wikiprogress?

- * Wikiprogress is a crowd-sourced knowledge portal of data and other resources related to well-being and sustainability.
- * Thanks to our involvement in Web-COSI, we have upgraded the site, launching Wikiprogress 2.0 in October this year
- * Improved capacity for:
 - * Data-sharing
 - * User engagement

History of Wikiprogress

- * Launched in 2009, with the aim of collecting together the knowledge of the 'beyond GDP' community in one place, using the same model and software as Wikipedia
- * Hosted and supported by OECD, but completely open (OECD holds no responsibility for content and does not favour own content)
- * 2000 articles and large, diverse network: receives up to 20,000 visitors per month, 35k newsletter subscribers.

Need for change

- * Wikipedia software (Mediawiki) is good for crowdsourcing articles, but:
 - * Does not provide a good structure for sharing data, reports, websites, or other resources (Wikiprogress.stat not fit for purpose)
 - * Not easy to contribute for those without basic html
 - * Not a good content management system for browsing

Web-COSI and Wikiprogress

- * Shared objective: use digital platform to open up well-being statistics to new audiences.
- * Focus on:
 - * Crowdsourcing info and expertise from WP network
 - * Public outreach, especially young people
 - * Improve data-sharing capacity of the site

Crowdsourcing knowledge and best practice

- * Workshops, online discussions, social media outreach on the role of technology in engaging citizens in 'Beyond GDP' discussion'.
- * Key themes:
 - * Citizen engagement supports policy use of statistics
 - * Citizens can be data producers (crowdsourced data), processors (e.g. data viz, apps) or end users
 - * Limitations of new data sources (quality, coverage, etc.)
 - * Capacity-building and digital exclusion
 - * Greater accessibility of 'open' data
- * Crowdsourced map of initiatives

Public outreach and youth engagement

- * Stepped up social media – over 1.5 million people reached
- * Youth portal and engagement activities
 - * Wikiprogress University
 - * Online Consultation on Youth Well-being (Spring 2015)
 - * Data Viz contest (Summer 2015)

Wikiprogress '2.0': data portal and upgrade

- * 'Wiki of progress statistics': both official and non-official data
- * CKAN open data software: free, open-source, user-friendly, well-structured yet flexible
- * New portal launched in beta in August 2014, then extended with Wordpress. All content migrated and new site launched in October 2015.
- * www.wikiprogress.org



Welcome to Wikiprogress

Wikiprogress is an open, crowd-sourced database of well-being and sustainability projects from around the world.

You can search our list of organisations, or look for data, reports and other resources linked to well-being and sustainability.

This is a new version of Wikiprogress, launched in October 2015 and currently in beta. Let us know how to make it better.

[BROWSE](#)[ADD CONTENT](#)[FOCUS ON SDGs](#)

Browse Wikiprogress

SEARCH ORGANISATIONS

Regions

- [Africa](#)
- [Asia](#)
- [Europe](#)
- [Latin America and the Caribbean](#)
- [World](#)

Countries

- [Argentina](#)
- [Australia](#)
- [Austria](#)
- [Belgium](#)
- [Bhutan](#)
- [Brazil](#)
- [Italy](#)
- [Japan](#)
- [Malaysia](#)
- [Mexico](#)
- [Netherlands](#)
- [New Zealand](#)

Organisation activity

- [Advocacy and awareness-raising](#)
- [Data collection](#)
- [Data communication](#)
- [Indicator/Index development](#)
- [Policy design and implementation](#)
- [Policy evaluation and analysis](#)

[See more](#)

SEARCH INITIATIVES

Issues

- [Climate change](#)
- [Conflict and violence](#)
- [Democracy and governance](#)
- [Economic growth](#)
- [Education](#)
- [Employment](#)

Frameworks

- [Beyond GDP](#)
- [Community indicators](#)
- [Development](#)
- [Gender](#)
- [Post-2015 agenda and SDGs](#)
- [Poverty reduction](#)

Special groups

- [Children](#)
- [Disabled people](#)
- [Elderly](#)
- [Ethnic minorities](#)
- [Families](#)
- [Indigenous groups](#)

[See more](#)



Add content

As a general user with an account, you can create organisations. You can gain permissions to edit organisations, initiatives and data by an administrator. You can also be added as an editor for a specific organisation, which thus enables you to edit the initiatives and data for that organisation.

Organisations

What is an organisation?

Organisations are used to create, manage and publish collections of datasets. Many of the organisations on Wikiprogress correlate with real-life organisations and share their data.

Add

Edit

Delete

Initiatives

What is an initiative?

Initiatives is a collection of data resources (such as files), together with a description and other information, at a fixed URL or uploaded directly to Wikiprogress.

Add

Edit

Delete

Organisations



This section of the website is part of the Web Communities for Statistics and Social Innovation (Web-COSI) project (funded by the European Commission) that is designed to improve people's engagement with 'beyond GDP' statistics.

[+ NEW ORGANISATION](#)

Search organisations...

[SEARCH](#)

Geographic Location

All

Organisation Type

All

Organisation Activity

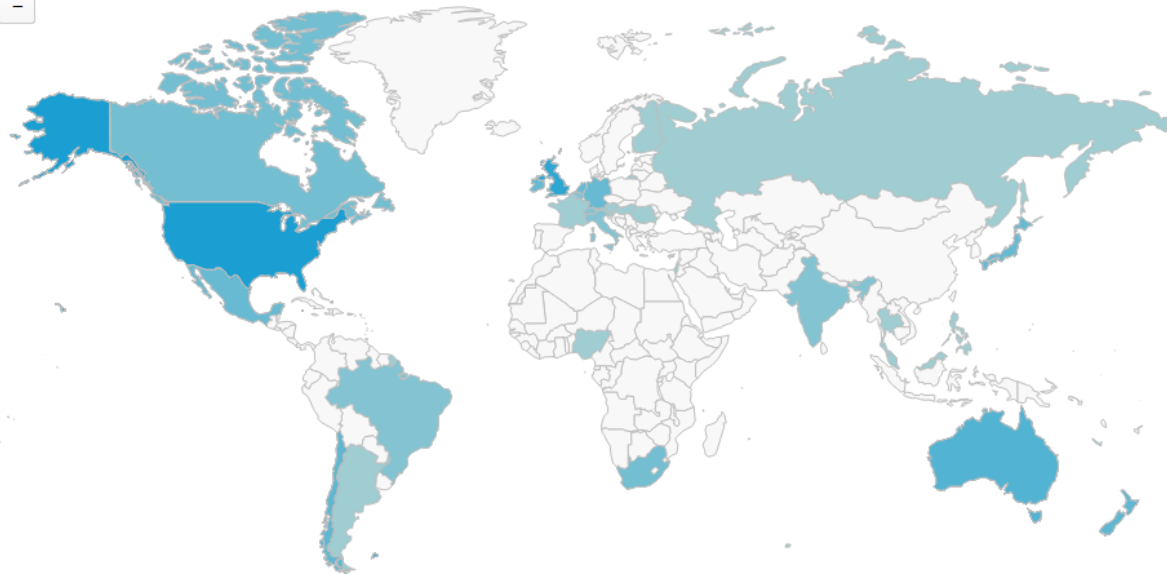
All

Sort

Name ascending

List of all organisations

[Map of organisations](#)



Initiatives

+ NEW INITIATIVE

Search...

SEARCH

Filter by organisation

Filter by format

Filter by tags

Relevance ▼

385 Initiatives found

Research Paper

 International Journals of Multidisciplinary Research Academy (IJMRA)

IJMRA follows a Blind-Review Peer Review System in order to bring in a high-quality intellectual platform for researchers across the world thereby bringing in total transparency in its journal review system. The intellectual team of IJMRA comprises of professionals across the world serving this academy in various positions as Chief Advisors, Technical Advisors,

▼ DATA

STEM section on Minnesota Compass

 Minnesota Compass

A collection of indicators tracking progress related to STEM (Science, Technology, Engineering, and Math), along the cradle-to-career pipeline. Supported by Boston Scientific and run by Wilder Research as a part of the Minnesota Compass initiative. Find out more at: <http://www.mncompass.org/education/stem/overview>

▼ DATA

Data



Web-COSI
Web Communities for
Statistics and Social Innovation
Improving the way we collect, analyse and
communicate statistics

This section of the website is part of the Web Communities for Statistics and Social Innovation (Web-COSI) project (funded by the European Commission) that is designed to improve people's engagement with 'beyond GDP' statistics.

+ NEW INITIATIVE

Search...

SEARCH

Filter by organisation

Filter by format

Filter by tags

Relevance ▼

PRESS 2015

PARIS21

This is a pivotal month for statistics and development, with the adoption of the Sustainable Development Goals and launch of a Global Partnership for Sustainable Data in New York. However, as the 2015 PRESS shows, support to development statistics has fallen in 2013 after remaining constant in previous years. What's more, PARIS21 finds that countries with

▼ **XLSX**

PISA

Organisation for Economic Co-operation and Development OECD

The Programme for International Student Assessment (PISA) is a triennial international survey which aims to evaluate education systems worldwide by testing the skills and knowledge of 15-year-old students. To date, students representing more than 70 economies have participated in the assessment. The most recently published results are from the assessment in

▼ **data**

Data Explorer

Add Filter

Embed

Grid

Graph

Map

34 records

«

1

–

34

»

Q

Search data ...

Go »

Filters

_id	Country	Educati...	Jobs	Income	Safety	Health	Environ...	Civic en...	Accessi...
1	Australia	6.6	8.4	7.3	9.8	9	9.5	10.0	7.3
2	Austria	8.1	8.4	6.3	9.9	8	3.3	6.3	7.4
3	Belgium	7.3	5.9	5.1	9.5	7	3.0	9.1	7.4
4	Canada	9.0	7.7	6.3	9.5	8.5	7.8	3.7	8.2
5	Switzerl...	8.1	9.8	8.5	10.0	9.4	3.5	1.2	8.1
6	Chile	7.0	6.5	0.0	8.8	7.0	8.1	8.7	1.5
7	Czech R...	10.0	6.9	2.4	9.6	3.8	3.1	3.3	5.8
8	Germany	8.5	8.3	6.0	9.9	7.3	4.1	5.7	8.2
9	Denmark	6.8	7.9	3.5	9.9	6.0	5.9	8.8	8.7
10	Spain	3.6	0.9	4.3	9.9	9.0	6.4	5.2	5.9
11	Estonia	9.3	6.4	1.0	8.3	2.3	7.5	4.1	7.0
12	Finland	8.4	7.1	4.0	9.9	7.1	8.3	5.2	8.7
13	France	7.0	5.5	5.5	9.7	8.9	5.4	7.4	7.3
14	United K...	7.8	7.3	5.8	9.8	7.5	6.6	4.4	8.6
15	Greece	5.7	0.7	3.8	9.6	6.6	3.8	5.5	3.7
16	Hungary	8.7	4.4	1.2	9.6	0.5	2.5	4.3	6.0
17	Ireland	7.5	4.2	4.9	9.5	7.2	8.5	5.3	5.9
18	Iceland	5.1	9.0	3.8	10.0	8.8	10.0	5.2	9.7
19	Israel	9.0	7.1	1.4	9.4	8.5	0.5	4.9	6.6
20	Italy	4.7	4.7	4.4	9.9	9.3	3.3	6.4	4.8
21	Japan	7.6	9.2	4.7	9.9	10.0	4.5	3.3	6.9
22	Korea	7.5	7.8	3.3	9.3	8.2	0.0	6.5	10.0
23	Luxemb...	7.6	6.9	8.8	9.8	7.6	4.4	9.4	6.3

Articles

[NEW ARTICLE](#)

All Categories ▼

[SEARCH](#)

How's Life? 2013 Measuring Well-Being

Contents 1 Video 2 About 3 Download the Report 4 Authors 5 See also 6 Related Blogs 7 Download country snapshots (PDF) 8 Media Review 9 Related Links Video About Every person aspires to a good life. But what does “a good or a better life” mean? The second edition of How's Life? provides [...]

🕒 May 28, 2015

ENSAVISO

Contents 1 Encuesta Nacional de Satisfacción Subjetiva con la Vida y la Sociedad (Ensaviso) 1.1 Algunos de los resultados más destacados del estudio son los siguientes 2 Para mayor información 3 References Encuesta Nacional de Satisfacción Subjetiva con la Vida y la Sociedad (Ensaviso) → La encuesta es realizada por el Seminario de Satisfacción Subjetiva [...]

🕒 March 24, 2015

How Much Longer Do Women Live than Men Around the Globe

Contents 1 About 2 Methodology: Gender inequality in life expectancy – static distance and time distance 3 Empirical results 3.1 Gender inequalities for world aggregates and selected countries 3.2 Gender disparities in life expectancy for EU27 countries and for 269 NUTS2 regions 4 Conclusions 5 See also 6 References 7 External links About This report [...]

🕒 February 3, 2015

European Union at a Glance

European Union at a Glance Author Pavle Sicerl Organisation SICENTER (Socio-economic Indicators Center), Ljubljana, Slovenia Date May 2014 Type Monograph Contents 1 About 2 Time matrix innovative format of complementary presentation of statistical data 3 Free available software tool: Time Matrix Calculator 4 Comparisons between 28 EU countries, over

🕒 January 27, 2015


Blog

wiki**progress**

Welcome to the New Wikiprogress

On Friday 2nd October 2015, Wikiprogress was re-launched on a new, improved platform. The address www.wikiprogress.org stayed the same, but the site now has a different look


🕒 October 7, 2015



Visualizing Well-being Data Visualization

We hosted a data visualization contest as part of the EC-funded Web-COSI project that ran during the summer with the deadline on August 24th. The challenge was to create a data

🕒 September 14, 2015



Last chance to win a trip to Mexico in our data viz

The deadline for our [data viz contest](#) is **August 24th**. This blog post offers some helpful tips for those interested in submitting a creation to the contest. There will be

🕒 August 13, 2015



Search ...

SEARCH

Email Subscription

Your email here

Subscribe

BLOG CATEGORIES

BLOG CATEGORIES

Select Category ▼

RECENT POSTS

➤ Welcome to the New Wikiprogress
October 7, 2015

➤ Visualizing Well-being Data Visualization Contest: Meet the Winners
September 14, 2015



Visualizing



Calendar

NEW EVENT

MY EVENTS

SEARCH



today

November 2015

month

week

day

Mon	Tue	Wed	Thu	Fri	Sat	Sun
26 Summit on the Global Agenda 2015	27	28	29	30	31	1
2	3	4	5	6	7	8

Thank you!

Kate.scrivens@oecd.org